




BIAX
Professional Power

BIAX PNEUMATIC SCREWDRIVERS FOR INDUSTRIAL APPLICATIONS

Tough • Consistent • Proven



MADE IN GERMANY

Das Original



www.biax.de | 001 580 675



Production hall, Maulbronn plant

For over 100 years, Schmid & Wezel has striven to provide the highest level of precision, quality and collaborative ethos.

The three divisions of the company include BIAX pneumatic and electric tools, BIAX carbide tools and EFA meat processing machinery. These are all manufactured in three state-of-the-art production facilities situated in Germany and Switzerland.

And when it comes to product quality, Schmid & Wezel is the market leader, not least thanks to the high level of vertical integration (up to 90%).

Sustainable customer satisfaction is our goal and the most important driving force for continuous innovation and quality. The strengths of Schmid & Wezel are in providing tailored solutions in high product quality and personalised customer support.



▲ BIAX Maulbronn



▲ BIAX Hilsbach



▲ BIAX Neuhausen am Rheinfall

BIAX in-house repair service

Throughout a company history spanning over 100 years, we have repaired countless pneumatic and electric tools. The experience and knowledge gained has been passed on from one generation of employees to the next. For our business, the repair service is our way of ensuring customer satisfaction. Our workshop is also fitted with special equipment made specifically for us – tools which are fully adapted to BIAX machines. Count on us and have your repairs done directly by the manufacturer.



Here's a brief overview of what we offer:

- 12-month warranty
- We use only genuine BIAX spare parts of the highest quality
- Repairs are carried out by experts with many years of experience at BIAX
- We repair your standard machine at a reasonable fixed price, thus eliminating the need for a cost estimate and saving you lots of time. The average repair time is around two weeks, after which your machine will be as good as new
- Therefore, after repairs we offer a renewed warranty period of 12 months
- If customers have doubts, we are more than willing to talk and help guide decision-making
- Repair training available on request for end customers
- Low shipping costs

Other services

- On-site expert advice from our field representative or over the telephone with our in-house staff
- Specially trained in-house application consultants, providing a wide range of consultation services. These can also work out special, customised solutions for your business
- Test device: Not sure yet? Try out our machines free of charge and with no obligation before purchasing
- Very fast delivery times and responses to your enquiries
- Training and technical lectures
- A wide-ranging network of partners, both domestically and abroad

Schmid & Wezel is ISO-certified



Contents

	Page:
01 Pneumatic screwdrivers with quick-change chucks	05
02 Pneumatic screwdrivers with quick-change chucks, 0.02–1.1 Nm	06
03 Pneumatic screwdrivers with quick-change chucks, 0.1–4.0 Nm	08
04 Pneumatic screwdrivers with suction	10
05 Pneumatic screwdrivers with suction, 0.02–1.1 Nm	12
06 Pneumatic screwdrivers with suction, 0.1–2.1 Nm	13
07 Pneumatic screwdrivers with suction, 0.3–4.0 Nm	14
08 Accessories for screwdrivers with suction	15



BIAX pneumatic screwdrivers with quick-change chucks feature precise, adjustable torque limit control. The screwdriver is activated by a push-start feature and can be switched from clockwise to anti-clockwise mode at any time at the push of a button. Thanks to its extremely long service life, lightweight construction and compact size, these screwdrivers are ideal for use in varied applications requiring lots of screw fittings.

02 BIAx pneumatic screwdrivers, 0.02–1.1 Nm, with 3 mm hexagonal quick-change chucks



GAF 205/209

Also available as spindle variant GAS 205/209
(spindle variant does not support anti-clockwise operation)

Key features

- Quick-change chuck
- Air flow directed towards the rear
- Ability to switch between clockwise and anti-clockwise operation
- Automatic cut-off, adjustable torque
- Push-start

Technical data	GAF 205/GAS 205	GAF 209/GAS 209
Item number	150 600 715/150 600 760	150 600 710/150 600 755
Torque range [Nm]		
Hard joints	0.04–1.1	0.02–1.0
Soft joints	0.04–1.1	0.02–1.0
Speed [rpm]	500	900
Air consumption [l/min]	150	150
Tool holder	3 mm, hexagonal	3 mm, hexagonal
Noise level [dB(A)]	69	69
Weight [g]	150	150

Included accessories	GAF 205/GAS 205	GAF 209/GAS 209
Hose unit	001 366 549	001 366 549
Torque springs [Nm]		
0.05–0.4		0.05–0.4
0.02–0.6		0.02–0.6
0.3–1.1		0.3–1.0
Key for torque adjustment	001 366 004	001 366 004

Bit holder magnetic




For 3 mm hex type screwdriver · For 4 mm hex bits · 57 mm in length · Order no. 006 320 323


4 mm hex bits, 28 mm in length, for bit holder

Hexagon socket screws		Torx screws		Phillips screws		Pozidriv screws		Slotted screws	
									
									
Size	Order no.	Size	Order no.	Size	Order no.	Size	Order no.	Size	Order no.
1.5 AF	006 320 360	TX 6	006 321 256	PH 0	006 320 357	PZ 0	006 321 121	0.4 × 2,5	006 320 998
2 AF	006 320 361	TX 8	006 321 257	PH 1	006 320 358	PZ 1	006 321 648	0.5 × 3.0	006 320 333
2.5 AF	006 320 362	TX 10	006 321 258	PH 2	006 320 359	PZ 2	006 321 649	0.6 × 3.5	006 320 334
3 AF	006 320 363							0.8 × 4.0	006 320 337
								0.8 × 5.5	006 320 338

3 mm hex bits, 50 mm in length, for direct seating in screwdriver


Torx screws






Size	Order no.
TX 6	006 321 160
TX 7	006 321 306
TX 8	006 321 161
TX 10	006 321 173


Phillips screws






Size	Order no.
PH 0	006 321 049
PH 1	006 321 050


Pozidriv screws






Size	Order no.
PZ 0	006 321 122
PZ 1	006 321 053

Slotted screws





Size	Order no.
0.25 × 1.4	006 321 081
0.3 × 1.8	006 321 082
0.4 × 2.0	006 321 044
0.4 × 2.5	006 320 332
0.5 × 3.0	006 321 045
0.5 × 4.0	006 321 046
0.6 × 4.5	006 321 047

Accessories for BIAx GAF 205/209 pneumatic screwdrivers



▲ **Stand**
The stand makes it easier to guide the screwdriver in a vertical position, making work a lot easier for staff.
Order no. 008 012 703



▲ **Screw loading**
On request, our BIAx pneumatic screwdrivers also come with automatic screw loading. Get in touch for more details!



Spring balancer with steel-wire cable

Lifting capacity [kg]	Cable length	Order no.
0.3–1.5	1.2	001 620 021
0.5–2.0	2.0	001 620 022

The main advantage to attaching the screwdriver to a spring balancer is that order is maintained in the workplace.



Magnetiser
For magnetising and demagnetising bits
Order no. 000 009 920

Connecting kit
Order no. 007 899 116
(without hose unit)



Special oil for all BIAx pneumatic screwdrivers
Order no. 001 365 665 1.0 l
Order no. 001 365 605 5.0 l



03 BIAX pneumatic screwdrivers, 0.1–4.0 Nm, with ¼" hexagonal quick-change chucks

Key features

- Quick-change chuck
- Air flow directed towards the rear
- Ability to switch between clockwise and anti-clockwise operation
- Automatic cut-off, adjustable torque
- Push-start



Also available as spindle variant GAS 505/509/513
(spindle variant does not support anti-clockwise operation)

Technical data	GAF 305	GAF 309	GAF 313	GAF 505/GAS 505	GAF 509/GAS 509	GAF 513/GAS 513
Item number	150 619 510	150 619 525	150 619 540	150 619 455/150 619	150 619 415/150 619	150 619 435/150 619
Torque range [Nm]						
Hard joints	0.1–2.1	0.1–1.4	0.2–1.4	0.3–4.0	0.4–3.5	0.5–3.3
Soft joints	0.1–2.0	0.1–1.5	0.2–1.3	0.3–3.5	0.4–3.0	0.5–3.0
Speed [rpm]	500	900	1300	500	900	1300
Air consumption [l/min]	210	210	210	300	300	300
Tool holder	¼" hexagonal	¼" hexagonal	¼" hexagonal	¼" hexagonal	¼" hexagonal	¼" hexagonal
Noise level [dB(A)]	70	70	70	66	66	66
Weight [g]	510	510	510	630	630	630

Included accessories	GAF 305	GAF 309	GAF 313	GAF 505 / GAS 505	GAF 509 / GAS 509	GAF 513 / GAS 513
Hose unit	001 366 569	001 366 569	001 366 569	001 366 548	001 366 548	001 366 548
Torque springs [Nm]						
	0.6–1.4	0.2–0.9	0.2–0.9	1.8–3.2	1.2–3.0	1.0–2.0
	1.0–2.1	0.4–1.4	0.4–1.4	2.8–4.0	2.0–3.5	1.5–3.3
	0–0.9	0.2–0.7	0.2–0.7	0.3–2.5	0.4–2.0	0.5–1.5
Key for torque adjustment	001 365 304	001 365 304	001 365 304	001 365 304	001 365 304	001 365 304

Accessories for BIAX GAF 305/309/313 and GAF 505/509/513 pneumatic screwdrivers



▲ **Stand**
The stand makes it easier to guide the screwdriver in a vertical position, making work a lot easier for staff.
Order no. 008 012 703













▲ **Screw loading**
On request, our BIAX pneumatic screwdrivers also come with automatic screw loading.
Get in touch for more details!

Bit holder with snap ring



For ¼" hex type screwdriver · For ¼" hex bits · Without magnet · Total length 57 mm · Order no. 006 320 515
For ¼" hex type screwdriver · For ¼" hex bits · With magnet · Total length 73 mm · Order no. 006 320 513

¼" bits, 25 mm in length, for bit holder

Hexagon socket screws		Torx screws		Phillips screws		Pozidriv screws		Slotted screws	
									
									
Size	Order no.	Size	Order no.	Size	Order no.	Size	Order no.	Size	Order no.
1.5 AF	006 320 633	TX 8	006 321 261	PH 0	006 320 093	PZ 0	006 321 135	0.5 × 3.0	006 100 092
2 AF	006 320 634	TX 10	006 321 174	PH 1	006 320 641	PZ 1	006 320 638	0.6 × 3.5	006 100 094
2.5 AF	006 320 635	TX 15	006 321 144	PH 2	006 320 516	PZ 2	006 320 639	0.6 × 4.0	006 100 100
3 AF	006 320 636	TX 20	006 321 145	PH 3	006 320 517	PZ 3	006 320 640	0.6 × 4.5	006 100 097
4 AF	006 320 519	TX 25	006 321 259	PH 4	006 320 518	PZ 4	006 320 957	0.8 × 5.5	006 100 101
5 AF	006 320 520	TX 30	006 321 175					1.0 × 5.5	006 100 106
6 AF	006 320 521	TX 40	006 321 176					1.0 × 7.0	006 100 110
8 AF	006 320 526							1.2 × 6.5	006 100 114
								1.2 × 8.0	006 100 109
								1.6 × 8.0	006 100 116
								1.6 ×	006 100 194

¼" bits, 50 mm in length, for direct seating in screwdriver

Hexagon socket screws		Torx screws		Phillips screws		Pozidriv screws		Slotted screws	
									
									
Size	Order no.	Size	Order no.	Size	Order no.	Size	Order no.	Size	Order no.
3 AF	006 320 977	TX 10	006 321 400	PH 1	006 320 642	PZ 1	006 320 645	0.5 × 3.0	006 320 571
4 AF	006 320 978	TX 15	006 321 401	PH 2	006 320 643	PZ 2	006 320 646	0.6 × 3.5	006 320 572
5 AF	006 320 979	TX 20	006 321 402	PH 3	006 320 644	PZ 3	006 320 647	0.6 × 4.5	006 320 573
6 AF	006 320 980	TX 25	006 321 403					0.8 × 5.5	006 320 575
8 AF	006 320 976	TX 30	006 321 354					1.0 × 5.5	006 320 576
		TX 40	006 321 404					1.2 × 8.0	006 320 560



Spring balancer with steel-wire cable

Lifting capacity (kg)	Cable length (m)	Order no.
0.3–1.5	1.2	001 620 021
0.5–2.0	2.0	001 620 022

The main advantage to attaching the screwdriver to a spring balancer is that order is maintained in the work-place.



Magnetiser
For magnetising and demagnetising bits
Order no. 000 009 920

Connecting kit
Order no. 007 899 116
(without hose unit)



Special oil for all BIAX pneumatic screwdrivers
Order no. 001 365 665 1.0 l
Order no. 001 365 605 5.0 l



04 BIAX pneumatic screwdrivers with integrated screw suction


BIAX GAA pneumatic screwdrivers feature integrated screw suction. The suction allows you to position screws with both ease and accuracy using the screwdriver itself. This has a number of major advantages:



It allows you to use your free hand to hold and position the part you're working on.



Effortless positioning, even for the smallest screws



Easy screw positioning, even in hard-to-reach areas.



You can pick up screws either using a screw feeder or a simple tool like the rack shown above.



Magnetic holder



Suction screwdriver

Advantages over a magnetic holder:
All types of screws can be held in position, regardless of what material they're made of. The suction from the built-in adapter keeps the screw held centrally in front of the bit. With magnetic screwdrivers, however, you normally have to use your second hand to position the screw correctly onto the bit.



And because the suction adapter and the screwdriver bit can be changed easily, you can retool for a different type of screw at any time. We offer the right adapter for almost any screw head type, available as standard from our product range. And if we don't, then we'll be happy to make it for you.

Want to test out a suction screwdriver? No problem! Simply get in touch and we'll arrange a trial.

05 BIAX 0.02–1.1 Nm pneumatic screwdrivers with integrated screw suction

Key features


- Built-in screw suction
- Air flow directed towards the rear
- Ability to switch between clockwise and anti-clockwise operation
- Automatic cut-off, adjustable torque
- Push-start











Technical data	GAA 205	GAA 209	Included accessories	GAA 205	GAA 209
Item number	150 600 720	150 600 705	Hose unit	001 366 549	001 366 549
Torque range [Nm]			Torque springs [Nm]	0.05–0.4	0.05–0.4
Hard joints	0.04–1.1	0.02–1.0		0.02–0.6	0.02–0.6
Soft joints	0.04–1.1	0.02–1.0		0.3–1.1	0.3–1.0
Speed [rpm]	500	900	Key for torque adjustment	001 366 004	001 366 004
Air consumption [l/min]	150	150			
Tool holder	3 mm, hexagonal	3 mm, hexagonal			
Noise level [dB(A)]	69	69			
Weight [g]	150	150			

Accessories for GAA 205/209 suction screwdrivers

Example: You have a size 1 Pozidriv screw with a screw head diameter of 4.4 mm, so the corresponding suction adapter would be 006 321 079. You also need a PZ 1 size bit with a diameter smaller than the internal diameter (Ø i) of the adapter so that the bit fits through it. In this case, the corresponding bit would be 006 321 080. Alternatively, you can just send your screw to us and we will provide you with the right adapter and bit.

Suction adapters	Head Ø	Ø a	Ø i	Order no.	Head Ø	Ø a	Ø i	Order no.
	1.8–2.0	3.5	1.6	006 321 055	4.1–4.2	5.5	3.4	006 321 059
	2.3–2.5	3.7	2.2	006 321 056	4.3–4.4	5.4	3.8	006 321 079
	2.8–3.0	4	2.5	006 321 057	4.6–4.7	5.8	4.3	006 321 063
	3.1	4.8	3.0	006 321 074	4.9–5.0	6.2	4.6	006 321 064
	3.2	3.8	2.6	006 321 067	5.1–5.2	6.4	4.5	006 321 071
	3.5	4.8	3.2	006 321 672	5.3–5.5	6.5	4.9	006 321 150
	3.6–3.8	4.8	3.1	006 321 058	5.7–5.9	6.8	4.5	006 321 070
	3.9–4.0	5.0	3.4	006 321 061				

Torx screws		Phillips screws		Pozidriv screws		Slotted screws	
							
							
Size	Order no.	Size	Order no.	Size	Order no.	Size	Order no.
TX 6 (Ø 3.6)	006 321 160	PH 0 (Ø 2.4)	006 321 049	PZ 0 (Ø 2.3)	006 321 123	0.25 × 1.4 (Ø)	006 321 081
TX 7 (Ø 3.6)	006 321 306	PH 1 (Ø 3.0)	006 321 073	PZ 0 (Ø 3.0)	006 321 122	0.3 × 1.8 (Ø)	006 321 082
TX 8 (Ø 3.6)	006 321 161	PH 1 (Ø 3.5)	006 321 076	PZ 1 (Ø 3.0)	006 321 040	0.4 × 2.0 (Ø)	006 321 044
TX 10 (Ø 3.6)	006 321 173	PH 1 (Ø 4.0)	006 321 050	PZ 1 (Ø 3.5)	006 321 080	0.4 × 2.5 (Ø)	006 320 332
				PZ 1 (Ø 4.0)	006 321 053	0.5 × 3.0 (Ø)	006 321 045
						0.5 × 4.0 (Ø)	006 321 046
						0.6 × 4.5 (Ø)	006 321 047

06 BIAX 0.1–2.1 Nm pneumatic screwdrivers with integrated screw suction

Key features


- Built-in screw suction
- Air flow directed towards the rear
- Ability to switch between clockwise and anti-clockwise operation
- Automatic cut-off, adjustable torque
- Push-start








Technical data	GAA 305	GAA 309	GAA 313	Included accessories	GAA 305	GAA 309	GAA 313
Item number	150 619 505	150 619 520	150 619 535	Hose unit	001 366 569	001 366 569	001 366 569
Torque range [Nm]				Torque springs [Nm]	0.6–1.4	0.2–0.9	0.2–0.9
Hard joints	0.1–2.1	0.1–1.4	0.2–1.3		1.0–2.1	0.4–1.4	0.4–1.4
Soft joints	0.1–2.0	0.1–1.5	0.2–1.4		0–0.9	0.2–0.7	0.2–0.7
Speed [rpm]	500	900	1300	Key for torque adjustment	001 365 304	001 365 304	001 365 304
Air consumption [l/min]	210	210	210				
Tool holder	¼" hexagonal	¼" hexagonal	¼" hexagonal				
Noise level [dB(A)]	70	70	70				
Weight [g]	510	510	510				

Accessories for GAA 305/309/313 suction screwdrivers

Example: You have a size 1 Phillips screw with a screw head diameter of 4.9 mm, so the corresponding suction adapter would be 006 321 197. In this case, the corresponding bit would be 006 320 642. However, the shaft diameter of the bit must be smaller than the internal diameter (Ø i) of the adapter so that the bit fits through it. Alternatively, you can just send your screw to us and we will provide you with the right adapter and bit.

Suction adapters	Head Ø	Ø a	Ø i	Order no.	Head Ø	Ø a	Ø i	Order no.
	3.6–3.8	7	3.1	006 321 187	5.2–5.4	8.0	4.6	006 321 199
	3.9–4.0	7	3.1	006 321 189	5.5	8.0	4.6	006 321 200
	4.1–4.2	7.5	3.5	006 321 190	5.6	8.0	4.6	006 321 204
	4.3–4.4	7.0	3.5	006 321 192	5.8–6.0	8.5	5.5	006 321 206
	4.5	7.5	3.5	006 321 195	6.7–6.9	9.0	6.1	006 321 211
	4.6–4.7	7.5	4.1	006 321 196	7.0	9.0	6.1	006 321 213
	4.8–5.0	8.0	4.6	006 321 197	7.2–7.5	10.0	6.1	006 321 216

Hexagon socket screws		Torx screws		Phillips screws		Pozidriv screws		Slotted screws	
									
									
Size	Order no.	Size	Order no.	Size	Order no.	Size	Order no.	Size	Order no.
3 AF (Ø 4.0)	006 320 977	TX 10 (Ø)	006 321 400	PH 1 (Ø 3.0)	006 320 642	PZ 1 (Ø 3.0)	006 320 645	0.5 × Ø 3.0	006 320 571
4 AF (Ø 5.0)	006 320 978	TX 15 (Ø)	006 321 401	PH 2 (Ø 4.5)	006 320 643	PZ 2 (Ø 4.5)	006 320 646	0.6 × Ø 3.5	006 320 572
5 AF (Ø 6.0)	006 320 979	TX 20 (Ø)	006 321 402					0.6 × Ø 4.5	006 320 573
		TX 25 (Ø)	006 321 403					0.8 × Ø 5.5	006 320 575
		TX 30 (Ø)	006 321 354					1.0 × Ø 5.5	006 320 576
								1.2 × Ø 8.0	006 320 560

07 BIAX 0.3–4.0 Nm pneumatic screwdrivers with integrated screw suction

Key features

- Built-in screw suction
- Air flow directed towards the rear
- Ability to switch between clockwise and anti-clockwise operation
- Automatic cut-off, adjustable torque
- Push-start



GAA 505/509/513

Technical data	GAA 505	GAA 509	GAA 513
Item number	150 619 445	150 619 405	150 619 425
Torque range [Nm]			
Hard joints	0.3–4.0	0.4–3.5	0.5–3.3
Soft joints	0.3–3.5	0.4–3.0	0.5–3.0
Speed [rpm]	500	900	1300
Air consumption [l/min]	300	300	300
Tool holder	¼" hexagonal	¼" hexagonal	¼" hexagonal
Noise level [dB(A)]	66	66	66
Weight [g]	630	630	630

Included accessories	GAA 505	GAA 509	GAA 513
Hose unit	001 366 548	001 366 548	001 366 548
Torque springs [Nm]	1.8–3.2 2.8–4.0	1.2–3.0 2.0–3.5	1.0–2.0 1.5–3.3
	0.3–2.5	0.4–2.0	0.5–1.5
Key for torque adjustment	001 365 304	001 365 304	001 365 304






Accessories for GAA 505/509/513 suction screwdrivers

Example: You have a size 2 Pozidriv screw with a screw head diameter of 7.8 mm, so the corresponding suction adapter would be 006 320 788. In this case, the corresponding bit would be 006 320 646. However, the shaft diameter of the bit must be smaller than the internal diameter (Ø i) of the adapter so that the bit fits through it. Alternatively, you can just send your screw to us and we will provide you with the right adapter and bit.

Suction adapters



Head Ø	Ø a	Ø i	Order no.	Head Ø	Ø a	Ø i	Order no.
4.0	6.9	3.1	006 320 757	6.6–6.8	9.0	6.2	006 320 781
4.5–4.7	7.0	3.9	006 320 763	6.9–7.0	8.5	6.5	006 320 779
4.8	7.5	4.0	006 320 762	7.1–7.5	9.5	6.2	006 320 787
4.9–5.0	7.5	4.6	006 320 766	7.7–8.0	10	7.4	006 320 788
5.1–5.3	7.5	4.6	006 320 768	8.3–8.5	11.0	8.1	006 320 796
5.4	7.5	4.6	006 320 770	8.7–9.0	11.0	8.0	006 320 790
5.5–5.7	7.5	4.6	006 320 769	9.4–9.5	11.0	9.1	006 320 794
5.9	8.5	5.6	006 320 776	9.6–9.9	11.5	9	006 320 800
6.0	7.5	5.0	006 320 772	10.6–11	12.5	9.5	006 320 804

Hexagon socket screws		Torx screws		Phillips screws		Pozidriv screws		Slotted screws	
									
Size	Order no.	Size	Order no.	Size	Order no.	Size	Order no.	Size	Order no.
3 AF (Ø 4.0)	006 320 977	TX 10 (Ø	006 321 400	PH 1 (Ø 3.0)	006 320 642	PZ 1 (Ø 3.0)	006 320 645	0.5 × Ø 3.0	006 320 571
4 AF (Ø 5.0)	006 320 978	TX 15 (Ø	006 321 401	PH 2 (Ø 4.5)	006 320 643	PZ 2 (Ø 4.5)	006 320 646	0.6 × Ø 3.5	006 320 572
5 AF (Ø 6.0)	006 320 979	TX 20 (Ø	006 321 402	PH 3 (Ø 7.2)	006 320 644	PZ 3 (Ø 8.0)	006 320 647	0.6 × Ø 4.5	006 320 573
6 AF (Ø 7.0)	006 320 980	TX 25 (Ø	006 321 403					0.8 × Ø 5.5	006 320 575
8 AF (Ø 9.0)	006 320 976	TX 30 (Ø	006 321 354					1.0 × Ø 5.5	006 320 576
								1.2 × Ø 8.0	006 320 560

08 General accessories for BIAX pneumatic screwdrivers with suction



Screw feeders

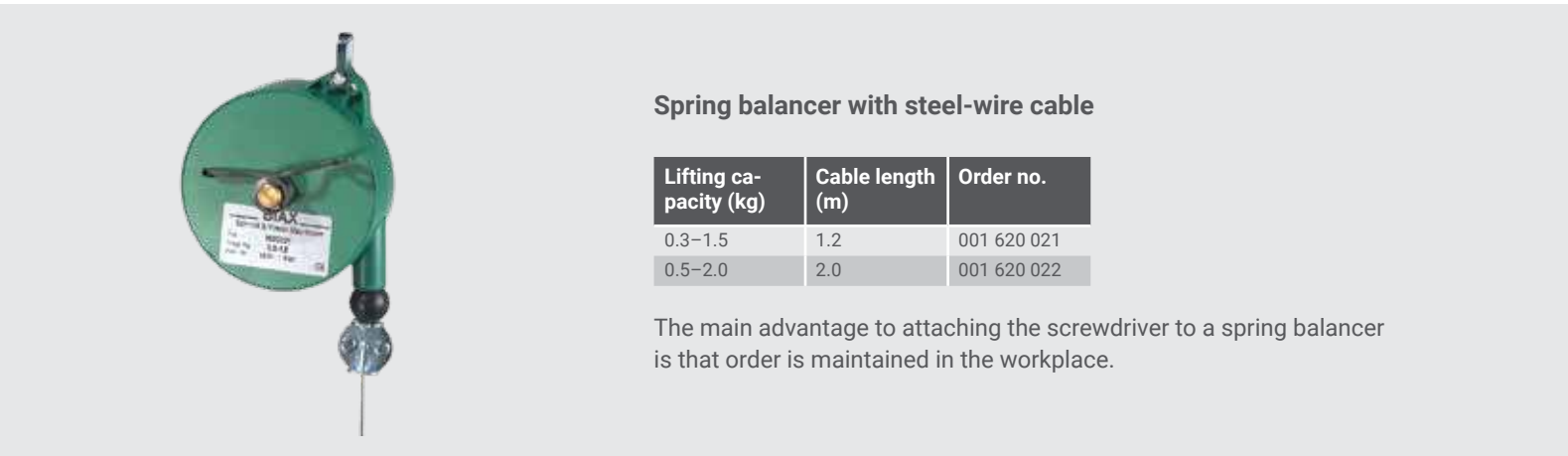
We can provide you with just the right feeder for your screws. The screws are automatically presented to you in a specific position, which allows them to be picked up with ease using our suction screwdrivers. This tool can make working with our suction screwdrivers even more efficient.



Stand

The stand makes it easier to guide the screwdriver in a vertical position, making work a lot easier for staff.

Order no. 008 012 703



Spring balancer with steel-wire cable

Lifting capacity (kg)	Cable length (m)	Order no.
0.3–1.5	1.2	001 620 021
0.5–2.0	2.0	001 620 022

The main advantage to attaching the screwdriver to a spring balancer is that order is maintained in the workplace.

Connecting kit

Order no. 007 899 116



Special oil for all BIAX pneumatic screwdrivers

Order no. 001 365 665 1.0 l
Order no. 001 365 605 5.0 l



MADE IN GERMANY



Druckluftwerkzeuge
Pneumatic tools
Outils pneumatiques

Schmid & Wezel GmbH (Maulbronn plant)

Maybachstr. 2
75433 Maulbronn, Germany
Tel. +49 (0) 70 43 / 102 - 0
Fax +49 (0) 70 43 / 102 - 78
biax-verkauf@biax.de
www.biax-germany.com



Schaber
Scrapers
Grattoirs
Hartmetallwerkzeuge
Carbide tools
Outils en carbure de
tungstène

BIAX Maschinen GmbH

Industrieplatz
8212 Neuhausen/Rheinfall, Switzerland
Tel. +41 (0) 52 / 674 79 79
Fax +41 (0) 52 / 674 65 64
info@biax.ch
www.biax.ch



Biegsame Wellen
Flexible shafts
Arbres flexibles

Schmid & Wezel GmbH (Hilsbach plant)

Breite Str. 38
74889 Sinsheim-Hilsbach, Germany
Tel. +49 (0) 72 60 / 91 33 - 0
Fax +49 (0) 72 60 / 91 33 - 25
flexwellen@biax.de
www.biax-flexwellen.de



Fleischereimaschinen
Meat processing machines
Machines pour l'industrie
de la viande

Schmid & Wezel GmbH (Maulbronn plant)

Maybachstr. 2
75433 Maulbronn, Germany
Tel. +49 (0) 70 43 / 102 - 0
Fax +49 (0) 70 43 / 102 - 78
efa-verkauf@efa-germany.de
www.efa-germany.de



Vertriebsgesellschaft Italien
Distribution company Italy

Société de distribution en
Italie

BIAX Italia S.r.l.

Tel. +39 (0) 464 / 43 31 24
Fax +39 (0) 464 / 48 99 52
biaxitalia@biaxitalia.com
www.biaxitalia.com